

GUIDE TO TOWN OF LYME WEBSITE

Please find below a guide to help users find the information they are looking for on the Town of Lyme website. *(Please note that depending if you are on a mobile device or desktop the layout may look a little different.)*

If you have any further questions or concerns, please email: assessing@lymenh.gov.

Minutes:

Go to home page, on the top find/click 'DEPARTMENTS, BOARDS & COMMITTEES', find/click the department/board/committee you are looking for. Once you are on the department/board/committee's specific page find/click link the says '**Department, Boards & Committee Name Agendas & Minutes**'. This link will take to a list of agendas and minutes.

OR

Go to home page, on the top under 'MORE' find/click 'Agendas & Minutes'. You will then see a list of all boards/committees/commissions. Find the board/committee/commission you are looking for and their minutes will be listed by date.

Agendas:

Go to home page, on the top find/click 'DEPARTMENTS, BOARDS & COMMITTEES', find/click the department/board/committee you are looking for. Once you are on the department/board/committee's specific page find/click link the says '**Department, Boards & Committee Name Agendas & Minutes**'. This link will take to a list of agendas and minutes.

OR

Go to home page, on the top under 'MORE' find/click 'Agendas & Minutes'. You will then see a list of all boards/committees/commissions, find the board/committee/commission you are looking for and their agendas will be listed by date.

GUIDE TO TOWN OF LYME WEBSITE

News/Announcements:

Go to the home page, under the image of the Edgell Bridge you should see 'Latest News'. You can click on each news announcement individually to see the details. Click 'VIEW ALL' next to 'Latest News' to see a list of all News posted to the website.

Calendar Items:

Go to home page, scroll down past the 'Latest News', and you should see a calendar. You can then click on the specific calendar event to see details such as: location, time, and zoom information.

Town Meeting/Budget Documents:

Go to the home page, find and click '**TOWN MEETING DOCUMENTS**' (*located on the top menu bar of the homepage, you may need to click 'MORE' and then find/click the menu titled 'TOWN MEETING DOCUMENTS'*). You should find all information linked there.

Applications:

(Examples: Cemetery forms, Zoning Permit Application, Use of Town Spaces Application, assessing forms such as; exemptions/credits, Abatement Application, change of address form, etc.):

Go to the home page, find/click the menu labeled '**DOCUMENTS**'. Find the category (i.e.: assessing, planning and zoning, use of town spaces, etc.), click that category and a drop-down menu will appear with those forms/applications.

Assessment Online Database:

From the home page, along the top of the screen should be a menu labeled 'Departments, Boards & Committees'. Click on this. Then under Departments click on 'Assessing'. The online

GUIDE TO TOWN OF LYME WEBSITE

database is a link labeled **‘Vision Government Solutions Assessing Database’** (*found at the top of the Assessing page under ‘Navigation’*)

Sports/Recreation Calendar:

This calendar can be found on the Recreation Commission’s page. From the home screen, click ‘Departments, Boards, & Committees’, find/click ‘Recreation Commission’, scroll down to the bottom of the page and you should see the sports calendar.

Recreation Sports Sign- up:

This is located on the Recreation Commission’s page. From the home screen, click ‘Departments, Boards, & Committees’, find/click ‘Recreation Commission’, just below the list of seasonal youth programs is a link to the **‘Town of Lyme Registration Portal’**.

Subscribing to the Town of Lyme, NH News RSS Feed

Receive town updates automatically — no account required.

What Is an RSS Feed?

An RSS feed is a way to automatically receive updates from a website without having to visit it manually. When the Town of Lyme publishes a new announcement or news item, it is added to the town's RSS feed. A free app called an RSS reader checks that feed for you and delivers new items directly to your phone or computer.

Think of it like a mailbox: once you subscribe, new town updates are delivered to you automatically. You choose when to read them, and nothing gets missed.

To get started, you will need to install a free RSS reader app or browser extension, then give it the address of the town's news feed. The sections below walk through that process for the most common devices and browsers.

Town of Lyme, NH — News Feed Address
<https://www.lymenh.gov/news>

How to Subscribe

Find the section below that matches your device or browser. If you already have an RSS reader installed, you can skip the installation step and go directly to Step 2 in whichever section applies.

Android Phone or Tablet

The Google Play Store has a variety of free RSS reader apps available. To find one, visit the link below and browse the options — look for apps with high ratings and a large number of reviews.

Browse RSS reader apps: [Google Play Store — RSS Reader Apps](#)

Popular options include apps such as Feeder, Inoreader, and Feedly, though many others are available. Most offer a free version that works well for following a small number of feeds.

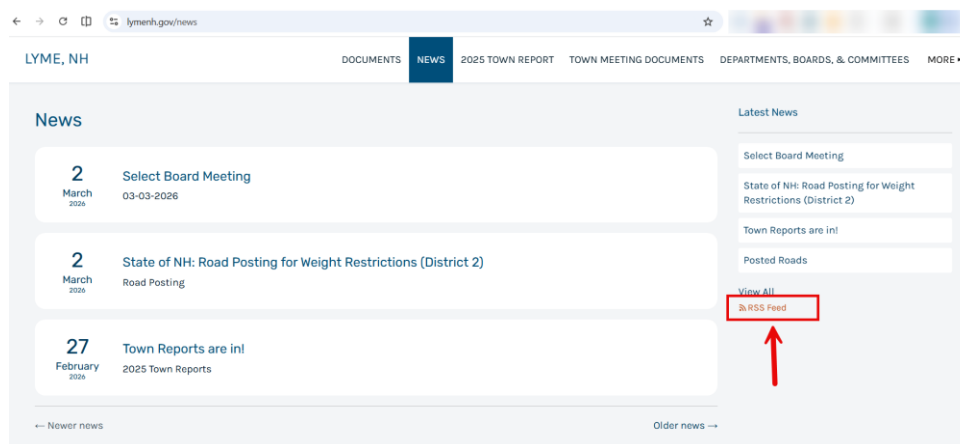
Step 1 — Install an RSS Reader App

1. Open the Google Play Store on your Android device.
2. Use the link above, or search for "RSS reader" to browse available apps.
3. Select an app, tap Install, and wait for it to download.
4. Open the app once installation is complete.

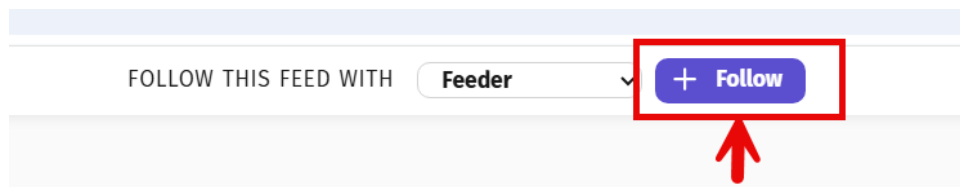
Step 2 — Add the Town's Feed

From the Webpage

1. Visit <https://www.lymenh.gov/news>
2. Click the "RSS Feed" link



3. Click Subscribe or Follow



From the App

1. Inside the app, look for an **Add Feed** or **+** button — usually in the top-right corner or a menu.
2. When prompted, enter the feed address: <https://www.lymenh.gov/news>
3. Confirm by tapping Add, Subscribe, or Follow.
4. New town announcements will now appear in the app automatically.

iPhone or iPad (iOS)

The Apple App Store includes a curated collection of RSS reader apps. Browse the options at the link below and choose one that suits your preferences.

Browse RSS reader apps: [Apple App Store — Best RSS Reader Apps](#)

Options available include apps such as Feedly, NetNewsWire, and Reeder, among others. Many are free or offer a free tier.

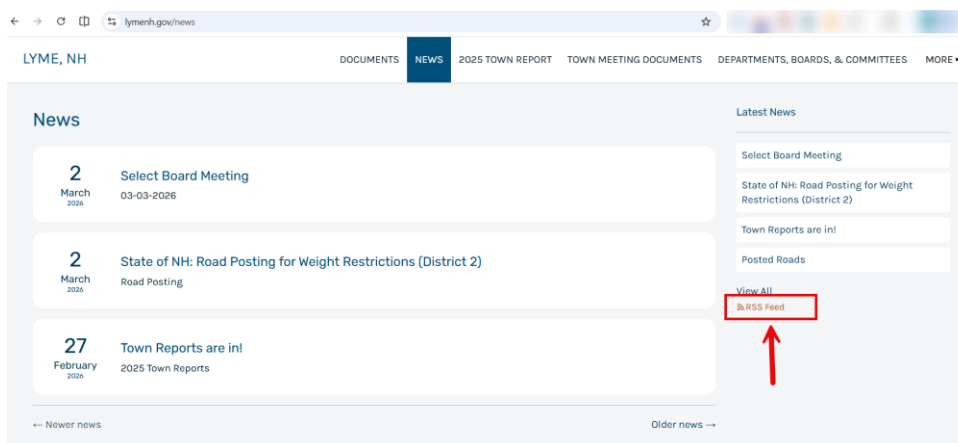
Step 1 — Install an RSS Reader App

1. Open the App Store on your iPhone or iPad.
2. Use the link above, or search for "RSS reader" to browse available apps.
3. Tap Get next to an app, then confirm with your Apple ID or Face ID.
4. Open the app once installation is complete. You may be asked to create a free account.

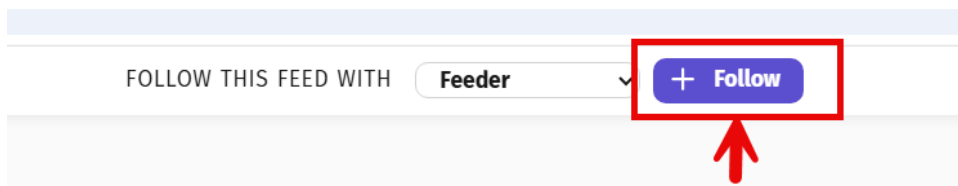
Step 2 — Add the Town's Feed

From the Webpage

1. Visit <https://www.lymenh.gov/news>
2. Click the "RSS Feed" link



3. Click Subscribe or Follow



From the App

1. Inside the app, look for a **Search** bar, or an **Add Feed / +** option.
2. Paste or type the feed address: <https://www.lymenh.gov/news>
3. Tap the result that appears and select Follow or Subscribe.
4. Future town updates will now appear in your feed automatically.

Google Chrome or Microsoft Edge (Web Browser)

If you prefer not to install a separate app, you can add an RSS reader extension directly to your web browser. Extensions are small add-ons that appear in the browser toolbar and alert you when new content is available.

For Google Chrome

Browse RSS extensions: [Chrome Web Store — RSS Extensions](#)

Extensions such as RSS Feed Reader and Feeder are among the options available. Look for extensions with strong ratings.

1. Open Chrome and visit the Chrome Web Store link above.
2. Browse available extensions and click on one to view its details.
3. Click **Add to Chrome**, then confirm by clicking **Add extension**.
4. A small icon for the extension will appear in the top-right corner of Chrome.

For Microsoft Edge

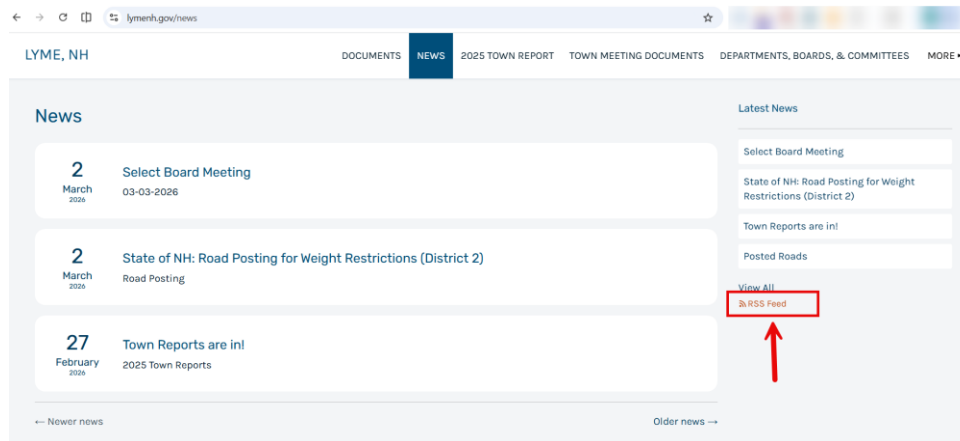
Browse RSS extensions: [Microsoft Edge Add-ons — RSS Reader Extensions](#)

1. Open Edge and visit the Edge Add-ons link above.
2. Select an extension and click Get, then confirm by clicking Add extension.
3. The extension icon will appear in your browser toolbar.

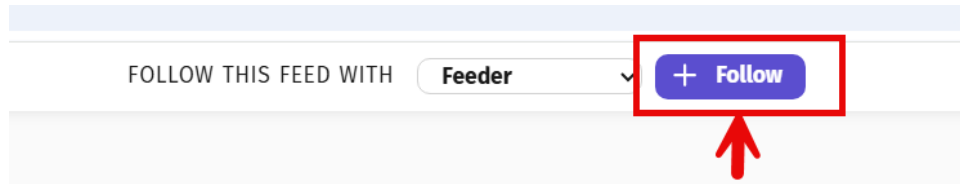
Step 2 — Subscribe to the Town's Feed (Chrome and Edge)

From the Webpage

1. Visit <https://www.lymenh.gov/news>
2. Click the “RSS Feed” link



3. Click Subscribe or Follow



From the App

1. Navigate to <https://www.lymenh.gov/news> in your browser.
2. Click the **RSS extension icon** in the toolbar (top-right corner of the browser).
3. The extension should detect the feed automatically. Click Follow, Subscribe, or Add Feed.
4. If the feed is not detected automatically, look for a manual entry option and paste in the address: <https://www.lymenh.gov/news>
5. The extension will notify you whenever new town updates are published.

Frequently Asked Questions

Is there a cost to use an RSS reader?

The apps and extensions listed in this guide are available at no cost. Some offer optional paid upgrades with additional features, but the free version is sufficient for following the town's news feed.

Will I receive a lot of notifications?

Most RSS readers allow you to control notification settings. If you find alerts disruptive, you can disable them in the app's settings without losing access to the feed. New updates will continue to collect in the app quietly until you choose to read them.

What if the feed address doesn't work?

Verify that the address is entered exactly as shown: <https://www.lymenh.gov/news>. If the issue continues, contact the Town of Lyme, NH office for assistance.

I already have an RSS reader. Can I still use it?

Yes. Simply add the feed address <https://www.lymenh.gov/news> to your existing app using the Add Feed or Subscribe option. The process is similar across most RSS readers.

*This guide was prepared by TownCloud on behalf of the Town of Lyme, NH.
Questions? Visit towncloud.com or contact your town office.*